O-6- DNA (MGMT)

Tissue homogenates and other biological fluids.

27 pg/mL

78.13-5000 pg/mL

		48T	96T	
	Pre-coated Microplate	6 x 8	12 x 8	4°C/-20°C
	Standard (lyophilized)	1	2	4°C/-20°C
	Standard/Sample Diluent Buffer	10 mL	20 mL	4°C/-20°C
×	Biotinylated Antibody (100×)	60 µL	120 µL	4°C/-20°C
	Biotinylated Antibody Diluent	6 mL	12 mL	4°C/-20°C
×	Streptavidin-HRP (100×)	60 µL	120 µL	4°C/-20°C
	HRP Diluent	6 mL	12 mL	4°C/-20°C
×	Wash Buffer (25×)	10 mL	20 mL	4°C/-20°C
	TMB Substrate Solution	6 mL	10 mL	4°C/-20°C(
	Stop Reagent	3 mL	6 mL	4°C/-20°C
	Plate Covers	1	2	
	Instruction Manual	1	1	

MGMT 96

MGMT MGMT MGMT

MGMT MGMT

HRP TMB TMB

MGMT

450 nm OD

1. 2 4℃ 1000×g 20
-20℃ -80℃
2. 30 2-8℃ 1000×g 15
EDTA-Na_2 -20° -80°
3. PBS 0.01M pH7.0-7.2
PBS 1:9
PBS 1%

2
5000×g 5-10

BC016 BCA
4. 1000×g 20
-20℃ -80℃
5. 24 2000×g 15
-20℃
6. 2-8℃, 1000×g 15
-20℃
7. 1000×g 20

1.
2. 1 4℃
-20℃ 1 -80℃ 3-6

μL μL

μL μL

μL μL μL

μL

μL μL

μL μL μL

μL

μL

1. 100 μL
100 μL 37℃ 80

2

1. 30

2. 25× 1× 4℃

3. & 1.0 mL 10

Š ᵽ ƀ 5000 pg/mL 5000 pg/mL 2500 pg/mL

1250 pg/mL 625 pg/mL 312.5 pg/mL 156.25 pg/mL 78.13 pg/mL 0 pg/mL

15

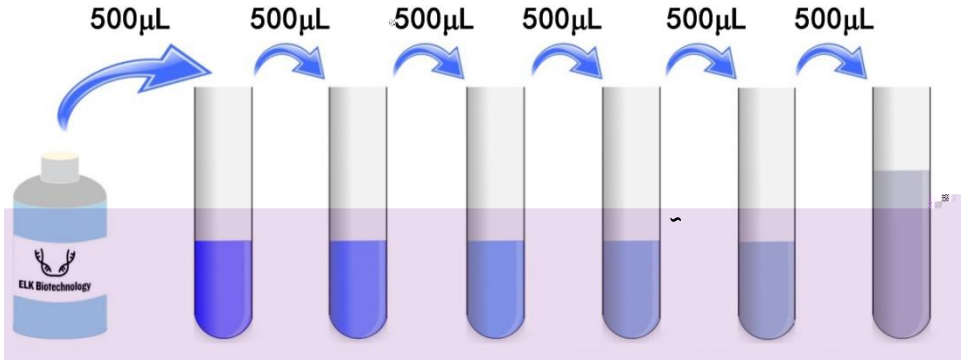

Ɪ0 ɦ

Stock

Standard

pg/mL 5000 2500 1250 625 312.5 156.25 78.13

4. 100 μL/

100-200 μL

3. ǫ̈ ṵ

1.

2.

1000×g 1 4-5

3.

40℃

4. 10

5.

6. TMB TMB

7.

8.

9.

10.

1.

2. 100 µL

37℃ 80

3. 3 200 µL 1-2

4. 100µL 15 37℃ 50

5. 3 200µL 1-2

6. 100 µL 15 37℃ 50

7. 5 200 µL 1-2

8. TMB 90 µL 37℃ 20

30

9. 50 µL

10. 450 nm OD

1. OD OD

2. OD OD

X Y

OD

OD

curve expert

pg/mL		
5000	2.163	2.095
2500	1.484	1.416
1250	0.885	0.817
625	0.665	0.597
312.5	0.493	0.425
156.25	0.312	0.244
78.13	0.206	0.138
0	0.068	0.000

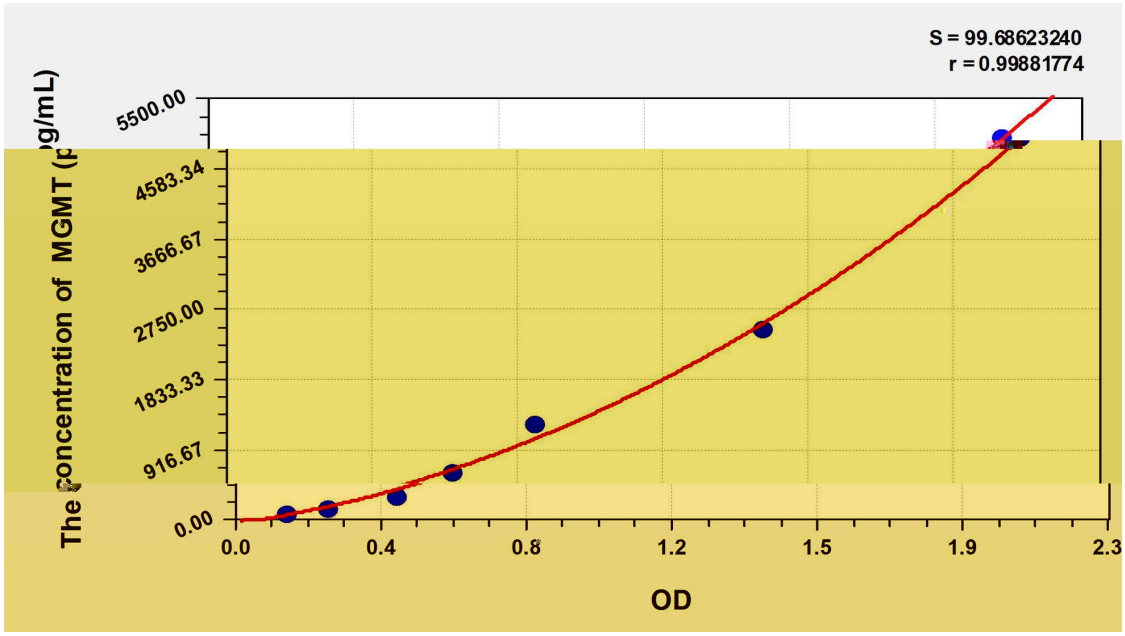

●

CV%<8%

20

CV%<10%

40

●

(n=5)	90-104%	97%
EDTA (n=5)	80-97%	88%
heparin (n=5)	87-99%	93%

●

	1:2	1:4	1:8	1:16
(n=5)	87-98%	87-100%	85-94%	83-96%
EDTA (n=5)	85-100%	84-98%	95-101%	88-102%
heparin (n=5)	79-92%	85-96%	80-98%	95-102%

Ì ÿF

1. , ,
. , ,
,
2. ,
3.
4.
5. ELK Biotechnology
6. 6

027-59760950
elkbio@elkbiotech.cn